

Intensive Use FURNITURE COLLECTIONS




INTRODUCTION

In 1974 ModuForm started with an idea to take our existing process of dip molding (used to make more comfortable handles for hand and garden tools, electrical components, etc. and “eartips” for headsets commonly found in commercial aircraft of the time), and modify the methods to manufacture furniture for high-use and active environments. After extensive research, we uncovered that behavioral health facilities were overspending on an annual basis to replace, repair or refurbish more conventional furnishings as they simply could not hold up to the conduct commonly found in the environment of care. Not only were upholstered, all wood, wood and fabric, metal, plastic and fabric or simple plastic furnishings failing, they were unsafe, dirty and unfit for use in healthcare settings. ModuForm’s foam-filled, seamless and sealed designs were proven to be more humanizing, appropriate and safe for residents and staff alike. Since its inception, we have found customers using the furniture for more than 25 years! Not only has the return on investment for our clients far exceeded what our initial projects outlined, additionally, more products have been designed and engineered to meet the challenges found in other critical care and intensive use facilities.

With more than 45 years behind us, ModuForm continues to manufacture products that are suitable to the care and the environment for which they are intended. Table tops connect to bases with tamper resistant steel fastening systems to provide a maximum level of durability. Solid Red Oak components are sealed and top-coated with a thick, liquid resin that is

hardened under high-intensity lights and permanently bonded to the wood. This creates an impervious barrier to liquids, abrasions, heavy-strength cleaners and makes it easy to clean and protect against bloodborne pathogens. In addition to the unmatched durability characteristics, the system is unrivaled in its minimal environmental impact producing the most eco-friendly and sustainable products in the furniture industry. To this day, ModuForm continues to rotationally mold seating that is non-absorbent, sealed, seamless, flexible, safe, secure, durable and comfortable. All molded vinyl items are filled with a formed, specially formulated, high-density, incredibly durable and supportive polyurethane foam. This technique, refined since 1974, allows us to provide buyers with incredible return on investment, managers with the quality they require and end-users with the most humanizing and appropriate furnishings for their well-being.

Our team of experienced and highly-trained sales professionals and customer service representatives can help you select the appropriate items to meet the unique challenges you face. Whether you are creating healing spaces for behavioral health hospital and the need to reduce environmental hazards while creating safe and therapeutically enriching environments reflecting a level of compassion and vigilance for patient welfare, or furnishing a correctional center with a need for furnishings that are safe, secure, durable and long-lasting, we’re here for you. Thumb through the next several pages, visit our website at www.moduform.com or give us a call.



WHAT IS...

Rotational Molding & Molded Foaming?

ModuForm has been rotationally molding furniture since 1976. The goal of the process is to create a variety of parts (cushions, entire lounge pieces) with a hollow core such that they can either be filled with foam or left hollow to provide flexible, seamless, uniform, comfortable and fluid resistant furniture.

The process starts by attaching molds to large arm-plates that are designed to rotate and tumble upon a fixed axis point. We then “charge” or “shoot” a pre-measured amount of material into the mold’s core. The arm-plates are set into motion and carry the “charged” mold into a heating chamber while rotating and tumbling. This motion allows the material to evenly distribute and fuse against the inner surface of the mold. Once complete, the arm-plates are cooled to a pre-determined temperature for handling and further processing. ModuForm items containing rotationally molded parts can be found in 350, 450, 520, 800, 810, 3000 and 5000 collections.



Molded foaming is a unique process where we “pour” or “shoot” a calculated and particular mixture of compounds, under high-pressure, into a shaped mold. This allows for foam to react and form inside either the hollow core of a rotationally molded part or a specially designed foam-only mold so that a sewn fabric cover can be applied upon completion.

ModuForm’s unrivaled foam is highly durable, flexible, supportive and comfortable. It is found inside lounge pieces (450 & 520 series) or cushions (350, 800, 810, 3000). Our cushions are uniquely designed and formed around tubular and flat bar steel connection components that are concealed and inaccessible. This allows for the cushion to be securely fastened to the frame for which they are intended.



RUGGED • COMFORTABLE • SAFE • SECURE



ModuForm 520 Series

Molded Lounge Seating



520-50 | Armless Chair



520-55 | Jr. Armless Chair



520-60 | Corner Chair



520-20 | Arm Chair



520-80 | Coffee Table | Bench



520-70 | End Table | Ottoman

Rotationally
Molded Vinyl

- Seamless vinyl skin
- High-resiliency foam
- Rigid, high-impact sealed & fluid resistant molded plinth base
- See page 3 for more information



520-10 | Settee



Sky



Plum



Leaf



Splash



Canyon



Burgundy



Huckleberry



Slate Blue



Sandstream



Flannel Grey



Black

ModuForm offers an array of standard colors.

Colors are digital representations and may not exactly match actual product. Color chips are available upon request.



Butcher Block Sided Lounge Seating

Shown 810 Series ModuEsque

Molded foam with rotationally
molded vinyl cover



800-01-1 | ModuBlock Collection
Available in chair, settee & sofa
with either fabric or molded cushions

Molded foam cushion
for fabric cover



810-01-3 | ModuEsque Collection
Available in chair, settee & sofa
with either fabric or molded cushions

Cut foam & sinuous springs
with hardwood plywood frame.
Rounder only.



RS01 | Rounder Collection
Fabric Cushion Only
Available in chair, settee & sofa



Complimenting coffee and
end tables available



STANDARD FEATURES

800, 810, Rounder/RS

- 1-9/16" thick sturdy, solid red Oak Butcher Block sides.
- Finished with ModuForm's liquid resin that is hardened under high-intensity lights and permanently bonded to the wood

800 ModuBlock & 810 ModuEsque

- 800 features through-bolt steel on steel connections & replaceable components
- 810 features steel connections with steel inserts for concealed bolts & replaceable components
- Cushions are bolted to the frame & can be either high-density molded foam with fabric or with seamless/sealed rotationally molded vinyl
- All Cushions are replaceable. Molded cushions are repairable. Fabric cushions are reversible. (See page 3)
- Adjustable steel, heavy-duty floor glides

Rounder/RS Collection

- Glued, doweled, and screwed using traditional construction
- Seat and back cushion is one-piece available in textiles. Replaceable.



450 Series Seclusion Bed

Durable, Dependable and Safe

STANDARD FEATURES

- Rotationally molded exterior – see page 3 for details
- High-density molded foam interior for safety, security and comfort – see page 3 for details
- Soft corners and edges for safety
- No springs, clips, ties or frames
- 450-11 includes 10 restraint rings – 5 per side fully concealed and connected side to side
- Bulky and difficult to lift when not secured to the floor
- Easy to use mounting hardware available
- High-Impact, abuse resistant molded plinth base with full perimeter gasket
- Base resists kicking, fluids, picking and heavy-strength cleaning agents
- MAS Certified Green



450-10



450-11



450-11

- ✓ NO frames
- ✓ NO springs
- ✓ NO seams
- ✓ NO puddling of material
- ✓ NO hard surfaces



Floor Mounting Hardware

ModuForm offers an array of standard colors.

Colors are digital representations and may not exactly match actual product. Color chips are available upon request.






ModuMaxx Armless Chair

Shown with 70-T-732-140B Heavy-duty Table



50-701

Optional & secure access panel for adding weight. Tamper-proof hardware.



STANDARD FEATURES

- Ligature resistant
- Ease of maintenance and cleanability
- Contraband resistant
- Fluid, puncture and scratch resilient
- Seamless and high-impact
- Add ballasting material when more weight is needed
- Integrated and secure handle for easy moving
- MAS Certified Green



Shown with X Base Table



Seamless polyethylene surface

Hollow – allows for ballasting

Rigid, high-impact & sealed



ModuMaxx Stacking Chair & Lounge

ModuMaxx Stacking Chair

Chairs can stack up to 20 high



5000-20 | Arm Chair | Stacking

Stack chair offers four available colors:



Burgundy



Flannel Grey




Sandstream



Slate Blue

Double-angled feet reduces stress and maintains stability when in rocked-back position



36 interlocking reinforcing rib-cells on the underside of seat provide maximum strength


Bowed rib on underside of chair back provides additional strength

ModuMaxx Lounge



5000-250 | Lounge

*See page 3 for ModuMaxx rotational molding features




Designed and reinforced for maximum strength

Seamless polyethylene surface

Arms for safety & comfort

Ballast for added weight



Rigid, high-impact design p8

ModuMaxx Lounge is available in 3 colors:



Black



Slate Blue



Burgundy

Digital colors are supplied for reference and may differ from actual due to screen settings.



X Base & Steel Leg Tables

X Base shown with Stacking Chair

ModuMaxx X Base Table



5000-536S: 36" x 36"
5000-542S: 42" x 42"
5000-542R: 42" diam.



Table Base



Add ballast material here



STANDARD FEATURES

- One-piece molded & tamper-proof construction
- Impact and fluid resistant
- Easily cleaned
- Base allows for added weight if necessary
- Threaded inserts are securely embedded into top allowing it to be bolted to the base
- Available with heavy-duty black bumper edge or pressure-fused sealed resin
- MAS Certified Green

ModuMaxx Steel Leg Table



Steel Leg Dining Table
5000-442R: 42" dia
5000-448R: 48" dia



Game Table



Steel Leg Dining Table
5000-436S: 36" x 36"
5000-442S: 42" x 42"
5000-448S: 48" x 48"



STANDARD FEATURES

- 4" steel leg with tamper resistant, heavy duty, adjustable glide
- Legs are finished with impact resistant epoxy powder coating
- Threaded t-nuts are securely embedded into top allowing it to be bolted to the legs
- Available with heavy-duty black bumper edge or pressure-fused sealed resin



ModuSeat Beam Seating

ModuSeat model 3000-2400

STANDARD FEATURES

- Steel tubular beam is epoxy powder coated to withstand scratches, chipping, wear and fading
- Beam available in armless, intervening arms or arms only on the ends
- Tables available to replace a seat for additional flexibility
- 5000 series ModuMaxx seats are rotationally molded polyethylene with hollow core bolted to the beam with a steel interface plate and secure steel-on-steel fastening
- 3000 series ModuSeat units are rotationally molded vinyl with molded foam core and concealed tubular frame bolted to the beam utilizing secure steel-on-steel fastening
- Available with non removable heavy-duty glides or bolt-down hardware to affix to the floor



3000-2300 | Outside Arms



3000-2402 | Inside Arms



5000 vs. 3000 Series

Rotationally molded plastic hollow core

Rotationally molded vinyl with foam core

ModuForm offers an array of standard colors.

Colors are digital representations and may not exactly match actual product.

Color chips are available upon request.



Sky



Plum



Leaf



Splash



Canyon



Burgundy



Huckleberry



Slate Blue



Sandstream



Flannel Grey



Black



ModuMaxx Cluster Table

STANDARD FEATURES

- Grey melamine seats with threaded insert for secure metal-to-metal fastening
- 3" steel leg with tamper resistant, heavy-duty, adjustable glide or can be floor anchored
- Steel tubular legs are epoxy powder coated to withstand scratches, chipping, wear and fading
- Threaded t-nuts are securely embedded into top allowing it to be bolted to the legs
- Game laminate available on 4 seat model
- All connections are metal-to-metal tamper resistant hardware
- Available with heavy-duty black bumper edge or pressure fused sealed resin
- Stainless steel tops and seats available



5000-342 | 4 Seat Cluster




5000-372 | 6 Seat Cluster



5000-396 | 8 Seat Cluster



Intensive Use FURNITURE COLLECTIONS



 MODUFORM